

# Supreme Pool Plaster & Pool Coating & Pool Copings



# SUPREME POOL PLASTER

Swimming Pool products and accessories suitable for concrete/ gunnite shell pools



## COVERAGE:

± 2.3m<sup>2</sup>/40Kg @ 6-8mm Thickness

## BRIEF INSTRUCTION:

Dampen the new concrete shell prior to application.

Mix the bags in the deep end with water to a thick plaster concentration.

Apply the wet mixed pool plaster 6-8mm thick and finish the application within 3 hours. Ensure the team of plasters is big enough, to accomplish the application process in this time frame.

The day after application, wet the walls frequently and start filling the pool with the hose pipe running into a bucket until the pool is full.


Pool chemicals to be used 7 days later and only then introduce any mechanical pool cleaners.

**Do not apply Supreme Pool Plaster on the day should there be a risk of rain or if day or night temperatures drop to 5°C. or below**



Please Note: Packaging may change depending on availability

## SUPREME PLASTER COLOUR RANGE



Standard colours shown here are as accurate as printing allows. Colours are indicative of when the pool plaster is submerged under water.

# POOLTEX POOL PAINTS

Swimming pool paint suitable for application on a concrete plastered pool shell

Supplied in a two part kit, which includes a 25kg Pooltex Powder and 5L Pooltex Emulsion, add 10L water per bag

## COVERAGE:

± 33m<sup>2</sup>/Two Part Kit (A+B)  
2 Coats required

## BRIEF INSTRUCTION:

Suitable for application on a cement based shell.

Acid wash the existing plaster to clean and lightly etch the surface.

Clean and remove this cleaning solution from the pool.



Ensure to dampen the cement based shell immediately prior to application.

Apply a minimum of two coats ±5-6 hours apart, once the previous coating is dry, using a block brush.

Mix and apply according to instructions on the bag.

**Do not apply should there be a risk of rain or if day or night temperatures drop to 5°C. or below**

**Cure by keeping the entire newly coated surface wet the day after application.**



## POOLTEX COLOUR RANGE



Off white



Denim Blue



Emerald Green



Sandstone



Mid Blue



Charcoal

Standard colours shown here are as accurate as printing allows. Colours are indicative of when the pool plaster is submerged under water.



Please Note: Packaging may change depending on availability

SEE OUR DETAILED BROCHURE AND TECHNICAL DATA SHEET IN THIS REGARD FOR MORE COMPREHENSIVE INSTRUCTIONS